


Limit switch boxes for pneumatic lift actuators DN 65 - 100



Special features

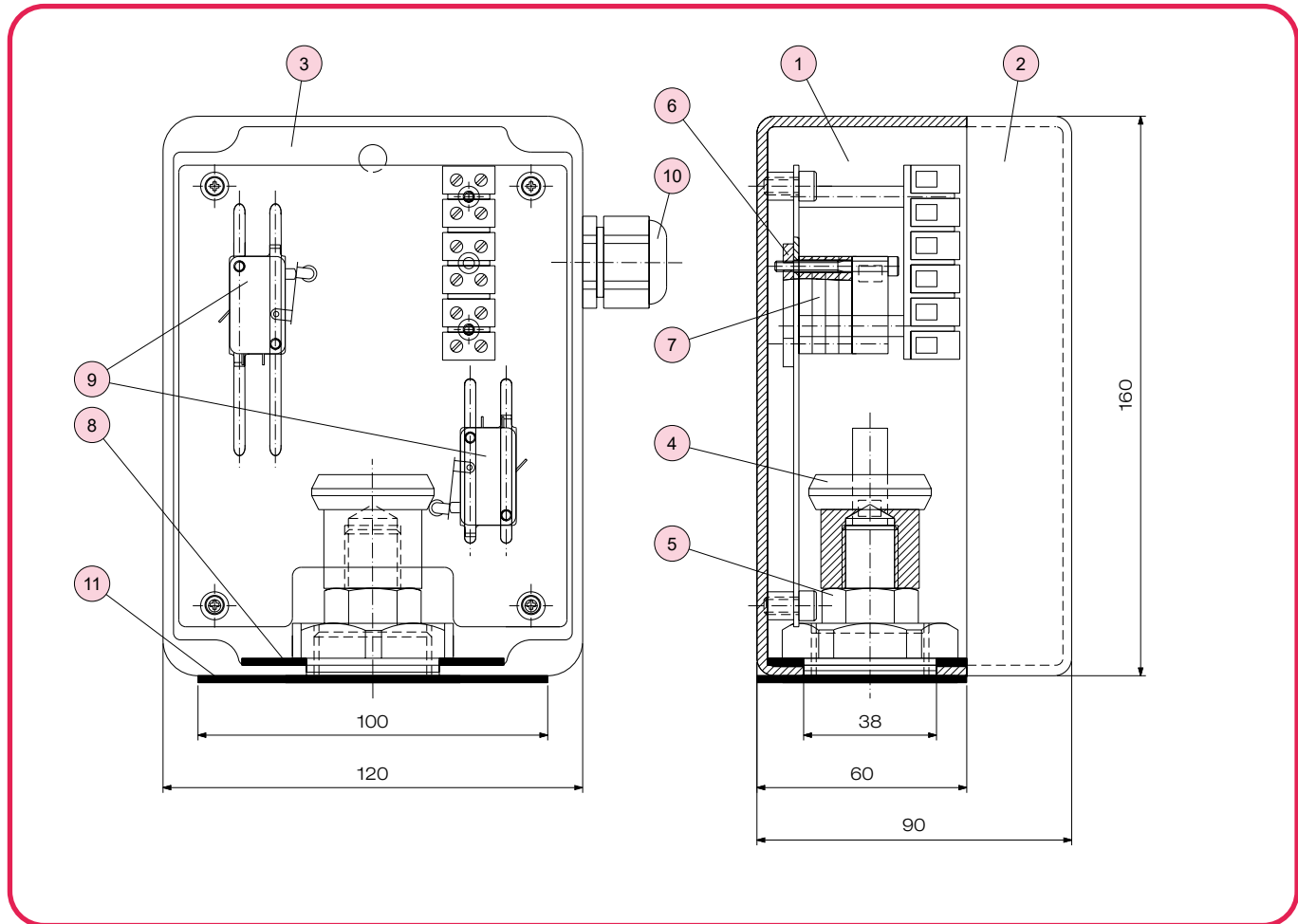
- Clear cover for position indicator
- Limit switches are adjustable along the slots
- Protection class of switch: IP 65
- Excellent accessibility of the terminal strip and all other integrated components

Example for an invitation to tender text:

Limit switch for pneumatic diaphragm valve type 14, DN 80, implemented as 3-wire proximity switch

Document: FRANK_DB_L11_Endschalterkästen für pneumatische Hubantriebe DN 65-100_01-2024_EN

Limit switch boxes for pneumatic lift actuators DN 65 - 100



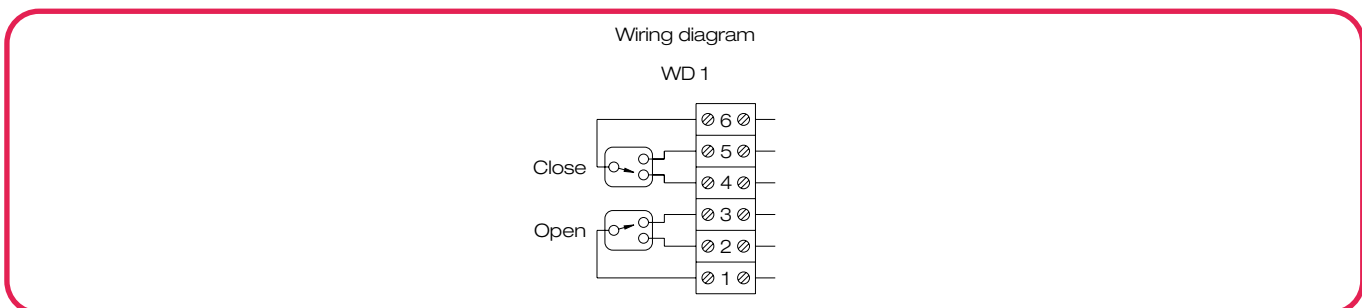
No.	Description	Number	Material
1	Body	1	Polycarbonate
2	Clear cover	1	Polycarbonate
3	Holding plate	1	Stainless steel
4	Actuator	1	POM
5	Coupling nut	1	Stainless steel
6	Folding plate		Stainless steel

No.	Description	Number	Material
7	Shim		
8	Reinforcement plate	1	Stainless steel
9	Microswitch / inductive sensor	2	
10	Cable connection M20x1,5	1	
11	Gasket	1	EPDM

Limit switch boxes for pneumatic lift actuators DN 65 - 100

Make
Type
Protection class of switch / specification
Breaking capacity at 250 V AC
Contacts
Service life
Protection class of box / switch
Working temperature of box / switch
Material of box / cap
Sealing of box
Wiring diagram

Micro switch, mechanical		
Crouzet		
83.161.301		83.161.801
Not ex-protected / Changer		
0,1-20 A		0,1 A
Silver-nickel		Gold plated
2*10 ⁷ cycles		
IP 65 / IP 00		
-20..70 °C / -25..125 °C		
PC / PC transparent		
EPDM		
WD 1		



Make
Type
Protection class of switch / specification
Operational voltage / -current
Off-state current / No-load-supply current
Voltage drop U _d
Short-circuit protection / Polarity reversal protection
Protection class of box / switch
Working temperature of box / switch
Rated operating distance s _n
Material of box / cap
Sealing of box
Wiring diagram

Proximity switch, inductive, 3-wire		
Pepperl + Fuchs		
NBB2-V3-E2		NBB2-V3-E0
PNP-NO		NPN-NO
10..30 V / 0..100 mA		
<=0,5 mA / <=15 mA		
<=3 V		
Pulsing / polarity reversal protected		
IP 65 / IP 67		
-25..70 °C / -25..70 °C		
2 mm		
PC / PC transparent		
EPDM		
WD 2		

